



# Women's Imaging Center Provides 3D Breast Imaging

431 S. Batavia St., Suite 100, Orange CA, 92868

**CALL TO SCHEDULE AN APPOINTMENT**

Phone: 714-771-8360

Fax: 714-771-8364



**IMAGING PARTNERS** of Orange County

A partnership with Moran, Rowen & Dorsey and St. Joseph Hospital of Orange

Women's Imaging Center Office Use Only.

**Verbal Order**

Office Representative Name \_\_\_\_\_

Initials \_\_\_\_\_

## THIS ORDER MUST BE PRESENTED AT TIME OF SERVICE

Today's Date: \_\_\_\_\_ Appointment Date: \_\_\_\_\_ Appointment Time: \_\_\_\_\_

Patient Name: \_\_\_\_\_  
(last) (first) (m.i.)

DOB: \_\_\_\_/\_\_\_\_/\_\_\_\_  M or  F Patient Phone: \_\_\_\_\_  
MM DD YYYY

Physician Signature: \_\_\_\_\_ Phone: \_\_\_\_\_ Fax: \_\_\_\_\_

Print Physician Name: \_\_\_\_\_

Additional Report to: \_\_\_\_\_ Phone: \_\_\_\_\_ Fax: \_\_\_\_\_

### DIGITAL MAMMOGRAPHY

**Screening Mammogram** (asymptomatic, includes generalized pain and tenderness)

- With **diagnostic mammogram** and/or **breast ultrasound** if indicated.

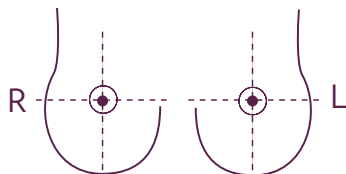
**Diagnostic Mammogram** (symptomatic)

- With **breast ultrasound** if indicated.

- |   |                 |
|---|-----------------|
| <input type="checkbox"/> Lump                     | R _____ L _____ |
| <input type="checkbox"/> Thickening               | R _____ L _____ |
| <input type="checkbox"/> Discharge                | R _____ L _____ |
| <input type="checkbox"/> Focal Pain               | R _____ L _____ |
| <input type="checkbox"/> History of Breast Cancer | R _____ L _____ |
| <input type="checkbox"/> Lumpectomy               | R _____ L _____ |
| <input type="checkbox"/> Mastectomy               | R _____ L _____ |

Other: \_\_\_\_\_

Abnormal Finding on Mammogram  
**PLEASE MARK AREA ON DIAGRAM BELOW**



### ADDITIONAL EXAMINATIONS

**Screening Breast Ultrasound**  
(currently not covered by insurance)

**Diagnostic Breast Ultrasound**  
(indicate area of concern on diagram above)

Fine Needle Aspiration

Core Biopsy (to include post Diagnostic Mammogram if indicated)

### DEXA SCAN (BONE DENSITOMETRY)

Screening/Baseline Study

Diagnostic

Symptomatic/Follow-Up Study

Symptomatic with **Vertebral Fracture Assessment**

**PLEASE CHECK ONE OF THE FOLLOWING:**

Osteopenia

Osteoporosis

Absence of menstruation

Fracture of vertebral column

History of cortizone/steroid therapy

Hypercalcemia

Hyperparathyroidism

Low testosterone/other testicular failure

Long term thyroid replacement therapy

Osteoarthritis of the spine

Ovarian failure

Postmenopausal status

Renal failure

Unspecified endocrine disorder

Vitamin-D deficiency

Other \_\_\_\_\_

### BREAST MRI

Breast MRI **with and without contrast**

Breast MRI for Implant Evaluation **without contrast**

Abbreviated Breast Screening MRI **with and without contrast**  
(currently not covered by insurance)

Diagnosis/Other: \_\_\_\_\_

**MRI exams to be performed at our sister location:**

**IMAGING PARTNERS** Tel: (714) 997.4762

1031 W. Chapman Ave., Suite 101, Orange, CA 92868

Visit us online at [www.WomensImagingCenter.com](http://www.WomensImagingCenter.com)

## PLEASE NOTE

- If you have not been previously seen at Women's Imaging Center, please bring your prior mammogram to your appointment.
- Arrive at least 15 minutes prior to your scheduled appointment time.
- Insurance card(s) and physician's order are required at time of service.
- On the day of your exam, do not wear any deodorant, powder, and/or lotion on the underarm or breast areas.
- Wear two-piece clothing for comfort and convenience.
- Allow approximately 30 minutes for a screening examination and 1 hour for a diagnostic examination.

## DIRECTIONS TO WOMEN'S IMAGING CENTER:

### 22 Freeway West Bound:

- Take Main Street exit
- Turn right onto La Veta
- Turn left onto Batavia
- Turn right at the second driveway into the Trico Sycamore Plaza Medical Office parking lot. The Women's Imaging Center suite can be accessed from the rear entrance of the building.

### 22 Freeway East Bound:

- Take Main/ Town & Country Street exit
- Turn left onto Town & Country
- Turn left onto Parker
- Turn left onto La Veta
- Turn right onto Batavia
- Turn right at the second driveway into the Trico Sycamore Plaza Medical Office parking lot. The Women's Imaging Center suite can be accessed from the rear entrance of the building.

### 57 Freeway or 5 Freeway South Bound:

- Take 22 East & follow directions for 22 East bound

### 5 Freeway North Bound:

- Take Main Street exit
- Turn right onto Main Street
- Turn right on La Veta
- Turn left onto Batavia
- Turn right at the second driveway into the Trico Sycamore Plaza Medical Office parking lot. The Women's Imaging Center suite can be accessed from the rear entrance of the building.

## WOMEN'S IMAGING CENTER:

Trico Sycamore Plaza Medical Office Building

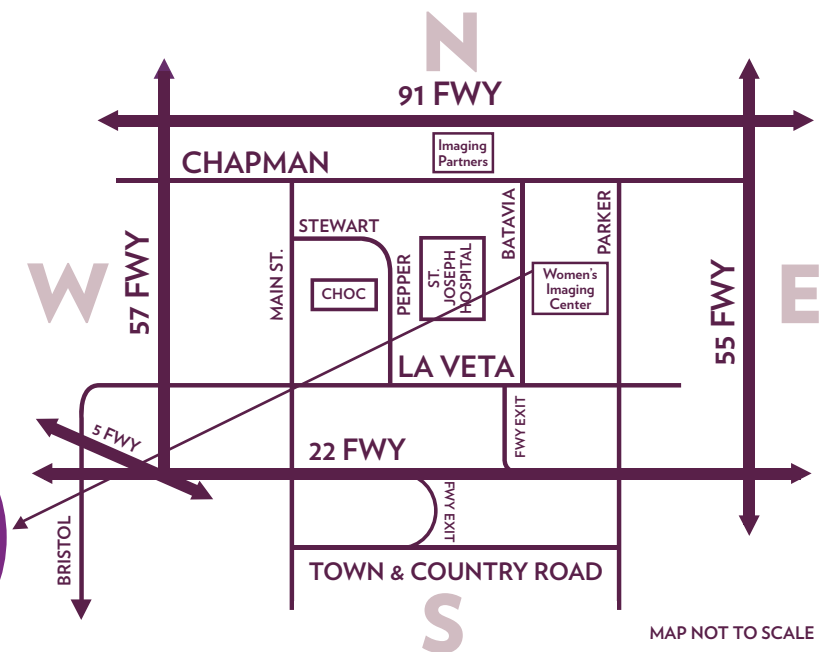
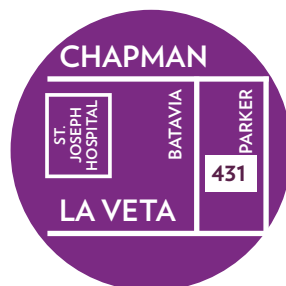
431 S. Batavia St., Suite 100

Orange, CA 92868

Phone: 1-714-771-8360

Fax: 1-714-771-8364

[www.WomensImagingCenter.com](http://www.WomensImagingCenter.com)



MAP NOT TO SCALE